



# Thematic Mapping Document

Thematic Block 1  
Improving access to healthcare



This mapping document was prepared as part of the EU-funded project: ‘ESIF Support in the area of health: building knowledge and capacities for monitoring and implementation, supporting innovation and effectiveness’. Study Contract No. 2015 73 01.

Author: Milieu Ltd

Reviewed by: Maastricht University, EuroHealthNet, Health ClusterNET

*This mapping document was produced under the EU’s third Health Programme (2014-2020) in the framework of a service contract with the Consumers, Agriculture, Health and Food Executive Agency (Chafea) acting under the mandate from the European Commission. The content of this document represents the views of the contractor and is its sole responsibility; it can in no way be taken to reflect the views of the European Commission and/or Chafea or any other body of the European Union. The European Commission and/or Chafea do not guarantee the accuracy of the data included in this document, nor do they accept responsibility for any use made by third parties thereof.*

# Table of contents

1. INTRODUCTION.....	1
2. OVERVIEW OF RELEVANT ESIF INVESTMENTS AT OP LEVEL .....	4
INVESTMENT PRIORITIES .....	4
INDICATORS .....	7
3. ANALYSIS OF IDENTIFIED ESIF-FUNDED PROJECTS.....	8

# 1. Introduction

This ‘mapping document’ covers thematic block 1 of the ESI Funds for health project, focusing on improving access to healthcare. It provides a complete overview of currently planned 2014-2020 ESIF support in this particular area of health, based on extensive Member State-level research carried out as part of the ESI Funds for health project. The purpose of this document is to give an EU-wide snapshot of the data collected; it serves as an annex to the ‘ESIF support for health investments - analysis report’. That report provides an overview of the methodology for data collection, including information on how to understand the data presented here. Detailed results for each Member State and INTERREG programmes are contained in fact sheets annexed to that report.

This mapping document covers both planning and programming of the ESI Funds as well as specific projects selected for funding across the EU-28 as of August 2017. Section 2 covers the programming stage, and summarises the investment priorities and indicators relevant for support to improving access to healthcare that have been included in the 2014-2020 Operational Programmes (OPs) for ESI Funds. Section 3 addresses the project level and summarises data regarding all approved projects supporting the health promotion theme across the EU-28.

This document is structured as follows:

- Introduction
- Overview of relevant ESIF investments at OP level
- Analysis of identified ESIF-funded projects

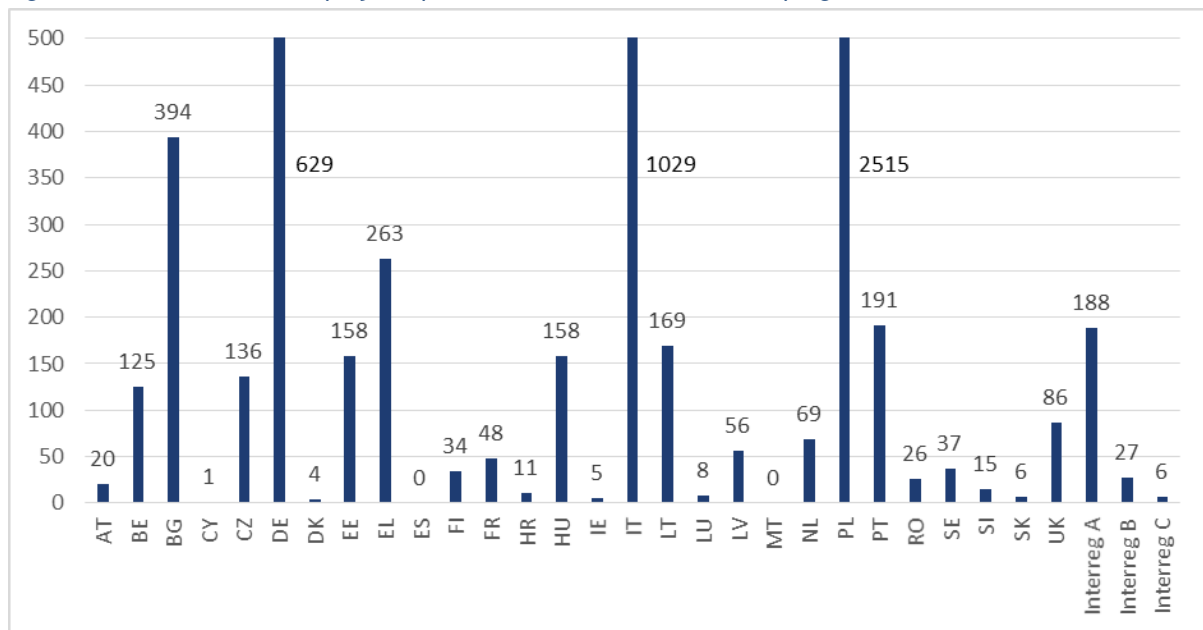
The ESI Funds for health project focuses on six thematic blocks, covering the full range of EU health priorities that can be effectively addressed through the ESI funds. Across the blocks, a total of 6414 health-relevant projects were identified in 26 Member States<sup>1</sup> and the INTERREG programmes. The overall distribution of health-relevant projects across Member States and the INTERREG programmes is shown in Figure 1 below. More than half (63%) of the funding was found to come from the ESF<sup>2</sup>. Budget information was available for 84% of the health projects identified. The total budget of these health projects is nearly EUR 6 billion, with an average project size of around EUR 1.1 million.

---

<sup>1</sup> No health-relevant projects were found in Malta, and information for projects in Spain has not yet been made available by the Spanish authorities.

<sup>2</sup> ESF - 63%; ERDF - 21%; for 16% of the funding amounts the specific fund was not identified by the Member State.

Figure 1: All health-relevant projects per Member State and INTERREG programme



Thematic block 1 focuses on improving access to healthcare with an emphasis on primary and preventive care especially for vulnerable groups. Access to healthcare is a concept which measures the capacity of the system to reach the population, without excluding part of it from receiving healthcare services. Evidence shows that a higher degree of access to healthcare improves people’s overall health status, is essential for a good quality of life, prolongs life expectancy and decreases health inequalities. While most EU countries are committed to providing universal access to healthcare for their citizens, various social groups often experiencing difficulties in accessing the care they need. Multiple factors can influence this, such as the lack of healthcare coverage, the distance from healthcare facilities, the price and quality of medicines, as well as the presence of healthcare staff with the right skills. Moreover, certain sub groups of the population (vulnerable groups) - e.g. migrants, people with low health literacy, low-income people, ethnic minorities (e.g. Roma), and people living in remote areas - experience systematic barriers which prevent them from accessing healthcare services, such as cost, social stigma, administrative, language or cultural barriers. ESI funds can play an important role supporting interventions aimed at improving access to healthcare, which in turn can positively affect the quality of life and socio-economic circumstances of vulnerable groups.

Of the health-relevant projects identified, 769, or around 12%, support the improving access to healthcare thematic block. The share of all projects across thematic blocks is depicted in Figures 2 and 3. The share of improving access to healthcare projects in terms of project size is similar. The total budget of thematic block 1 projects is around EUR 668.5 million<sup>3</sup> or around 11% of all health projects identified.

<sup>3</sup> For around 8% of the thematic block 1 projects budget information was not available.

Figure 2: Number of health-relevant projects per thematic block

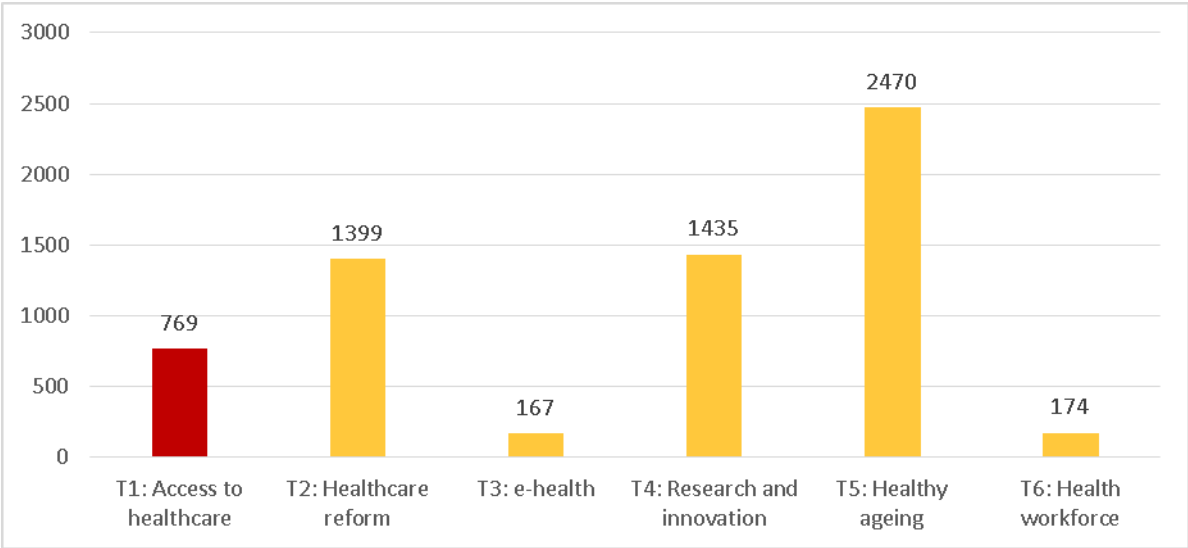
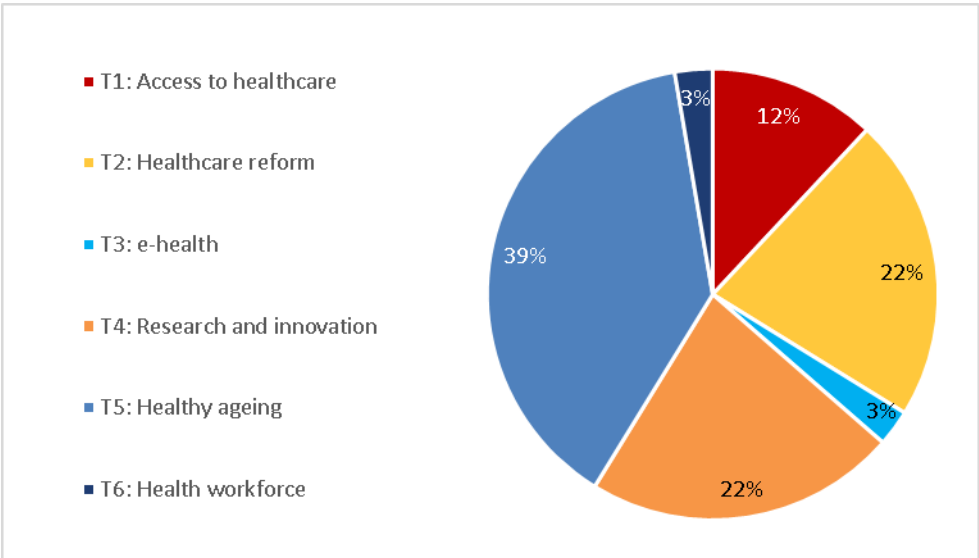


Figure 3: Share of thematic blocks across all health-relevant projects



## 2. Overview of relevant ESIF investments at OP level

### Investment priorities

The planning and programming the use of ESI funds by Member States is structured around Thematic Objectives and Investment Priorities set forth in the specific regulations governing the funds<sup>4</sup>. Investment priorities relevant for the thematic block 1 can be found primarily under the Thematic Objective 9: 'Promoting social inclusion, combating poverty and any discrimination'. In a few Operational Programmes, the relevant Investment Priorities were found under the Thematic Objectives 1 (R&D), 6 (protection of environment and cultural heritage, and 11 (administration). Across these Thematic Objectives, ten Investment Priorities defined for the Member States and three Investment Priorities defined specifically for INTERREG Programmes have been found to be relevant for the thematic block 1 - these are mainly supported by the ESF.

Overall, 21 Member States have included these Investment Priorities in their OPs. Seven Member States have not included any IPs relevant for this theme in their OPs (these are: AT, CZ, DK, IE, LU, NL, and UK). IP 9a focusing on health and social infrastructure is the Investment Priority which was most often chosen by Member States for this theme (in 25 Member States), followed by the IP 9iv (access to affordable health care and social services; ten Member States). Other 'popular' Investment Priorities for this theme are the IP 1b (R&D, diffusion of technologies; 7 Member States) and the IP ETC a (iv) on cooperation between citizens and institutions in the context of the European Transboundary Cooperation (13 INTERREG programmes).

Twenty-five INTERREG A OPs and 6 INTERREG B OPs were found to be relevant for this theme. Four of the Investment Priorities relevant for access to health care are common for both nation-wide OPs and ETC programmes, with the IP 9a being selected most often (ten INTERREG Programmes used this IP to guide their interventions). Fifteen of the INTERREG OPs contained Investment Priorities as defined specifically for cross-border cooperation programmes in a separate Regulation relating to ETC programmes<sup>5</sup>.

The table below shows the selection by Member States of the Investment Priorities relevant for the access to healthcare thematic block in the 2014-2020 OPs, including INTERREG programmes.

---

<sup>4</sup> Regulation (EU) No 1304/2013 of the European Parliament and of the Council of 17 December 2013 on the European Social Fund and repealing Council Regulation (EC) No 1081/2006 and Regulation (EU) No 1301/2013 of the European Parliament and of the Council of 17 December 2013 on the European Regional Development Fund and on specific provisions concerning the Investment for growth and jobs goal and repealing Regulation (EC) No 1080/2006.

<sup>5</sup> Regulation No 1299/2013 of 17 December 2013 of the European Parliament and of the Council on specific provisions for the support from the European Regional Development Fund to the European territorial cooperation goal.

Table 1 Selection of the Investment Priorities relevant for thematic block 1 (access to healthcare) by Member States

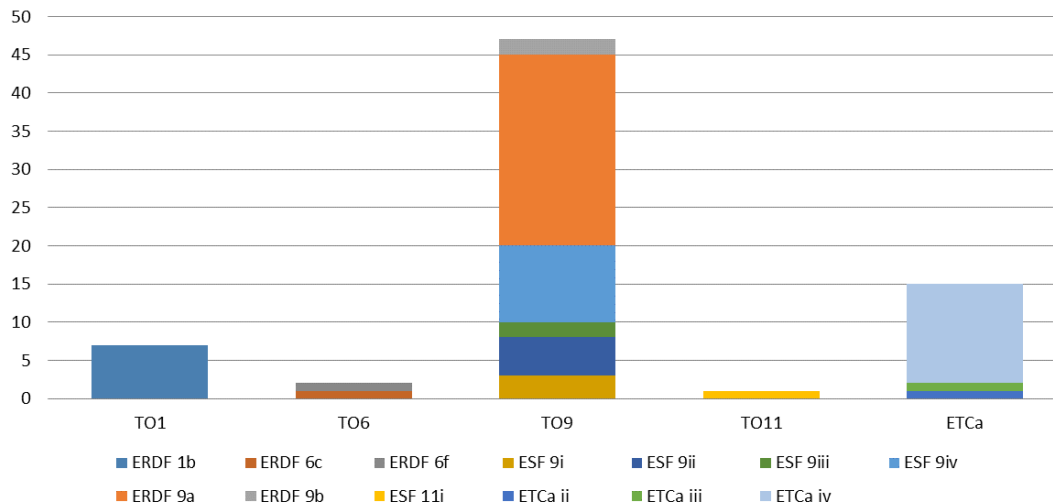
Fund	TO	Investment Priority	Member States
ESF	9 (Social inclusion)	9i. Active inclusion, including with a view to promoting equal opportunities and active participation, and improving employability	FI, PL, SE
		9ii. Socio-economic integration of marginalised communities such as the Roma	BG, FR, IT, RO, SK
		9iii. Combating all forms of discrimination and promoting equal opportunities	CY, FR
		9iv. Enhancing access to affordable, sustainable and high quality services, including health care and social services of general interest	DE, EL, FR, HU, IT, LV, PL, PT, RO, SI
	11 (Institutional capacity of public authorities)	11i. Capacity building for all stakeholders delivering education, lifelong learning, training and employment and social policies, including through sectoral and territorial pacts to mobilise for reform at the national, regional and local levels.	IT
ERDF	1 (R&D)	1b. Promoting business investment in R&I, developing links and synergies between enterprises, research and development centres and the higher education sector, in particular promoting investment in product and service development, technology transfer, social innovation, eco-innovation, public service applications, demand stimulation, networking, clusters and open innovation through smart specialisation, and supporting technological and applied research, pilot lines, early product validation actions, advanced manufacturing capabilities and first production, in particular in key enabling technologies and diffusion of general purpose technologies	BE, HU INTERREG A: FR-BE-NL-UK, FR-UK INTERREG B: Northern Periphery and Arctic, Alpine Space, South-West Europe
	6 (Environment)	6c. Conserving, protecting, promoting and developing natural and cultural heritage	INTERREG A: AT-DE, IT-AT INTERREG B: Central Europe
		6f. Promoting innovative technologies to improve environmental protection and resource efficiency in the waste sector, water sector and with regard to soil, or to reduce air pollution	INTERREG B: Balkan-Mediterranean
	9 (Social inclusion)	9a. Investing in health and social infrastructure which contributes to national, regional and local development, reducing inequalities in terms of health status, promoting social inclusion through improved access to social, cultural and recreational services and the transition from institutional to community-based services	BG, EE, EL, ES, FR, HR, HU, LT, LV, MT, PL, PT, RO, SI, SK INTERREG A: BE-FR, BE-DE-NL, FR-Madagascar, FR-BE-DE-LU, EL-BG, IT-CH, LT-PL, RO-HU, ES-FR-Andorra, UK-IE
		9b. Providing support for physical, economic and social regeneration of deprived communities in urban and rural areas	FR, IT
ETC a) (IPs under cross-	(ii) promoting social inclusion, combating poverty and any discrimination by promoting gender equality, equal	INTERREG A: FR-IT	



Fund	TO	Investment Priority	Member States
	border cooperation)	opportunities, and the integration of communities across borders	
		(iii) Investing in education, training and vocational training for skills and lifelong learning by developing and implementing joint education, vocational training and training schemes	INTERREG B: Indian Ocean Area
		(iv) enhancing institutional capacity of public authorities and stakeholders and efficient public administration by promoting legal and administrative cooperation and cooperation between citizens and institutions	INTERREG A: DE-DK, DE-NL, HU-HR, IT-SI, LV-LT, LT-PL, RO-BG, SK-AT, SK-HU, SI-AT, SI-HR, SI-HU

The figure below shows the occurrence of selection of Investment Priorities across the Member States and INTERREG Programmes.

Figure 4 Number of Member States and INTERREG programmes selecting access to healthcare Investment Priorities



In their OPs, Member States define specific objectives that take into account the needs and characteristics of the programme area. The following are examples of some of the specific objectives defined for this theme:

- Increasing the number of people from vulnerable ethnic communities in employment, education, training, healthcare and social services, with a focus on the Roma, migrants and people with a foreign background (BG)
- Testing, evaluating and implementing innovative approaches to improve access to affordable, sustainable and high-quality health and social services (DE)
- Regionally accessible, high-quality and sustainable healthcare services (EE)
- Improving access of vulnerable groups to health services and welfare services (EL)
- Improving access to primary and emergency health care, with focus on isolated and deprived area, to support actions such as purchase of medical equipment (e.g. radiology devices with digitalization to enable use of telemedicine, mammography, ultrasound, laboratory analysis equipment, mHealth), renovation or construction of infrastructure of Primary Health Care Centres (HR)

- To make the service provision process in health-, social-, and social inclusion public services more effective; enforce regional considerations; and keep employees (HU)
- Reduction of the extreme marginalization and inclusion interventions in favour of homeless people and of Roma, Sinti and ethnic minority of Camminanti (IT)
- Strengthen and sustain the networking and provision of cross-border health services to the population (BE-FR).

## Indicators

OPs include indicators that enable the monitoring of spending outputs and results; these are especially relevant for cross-cutting issues such as health. Indicators also play an important role in guiding project development. Member States are required to use a set of common indicators for monitoring of the programmes; programme-specific indicators can also be used. There is one required common output indicator relating to health, which specifies the population covered by improved health services; this indicator was used by six Member States (EL, ES, FR, HU, MT, PT) for this theme.

Member States defined several programme-specific indicators to monitor the performance of the projects related to access to healthcare. These indicators typically refer to the number of participants in health programmes or number of such programmes.

Examples of programme-specific indicators used for this thematic block by Member States are:

- Number of modernised treatment facilities in regional hospitals functioning as competence centres (EE)
- Coverage of population of immigrants and asylum seekers receiving social care services (EL)
- Reduction in hospital referral rates from primary health care providers in deprived/isolated areas (HR)
- The relative difference of outpatient visits in regional areas and big cities (LV)
- Number of hospital admissions due to improved primary health care services (MT)
- Average waiting time for access to level II priority hospital care (PT)

Very few INTERREG Programmes include monitoring indicators. The following examples have been found with relation to the Thematic Block 1:

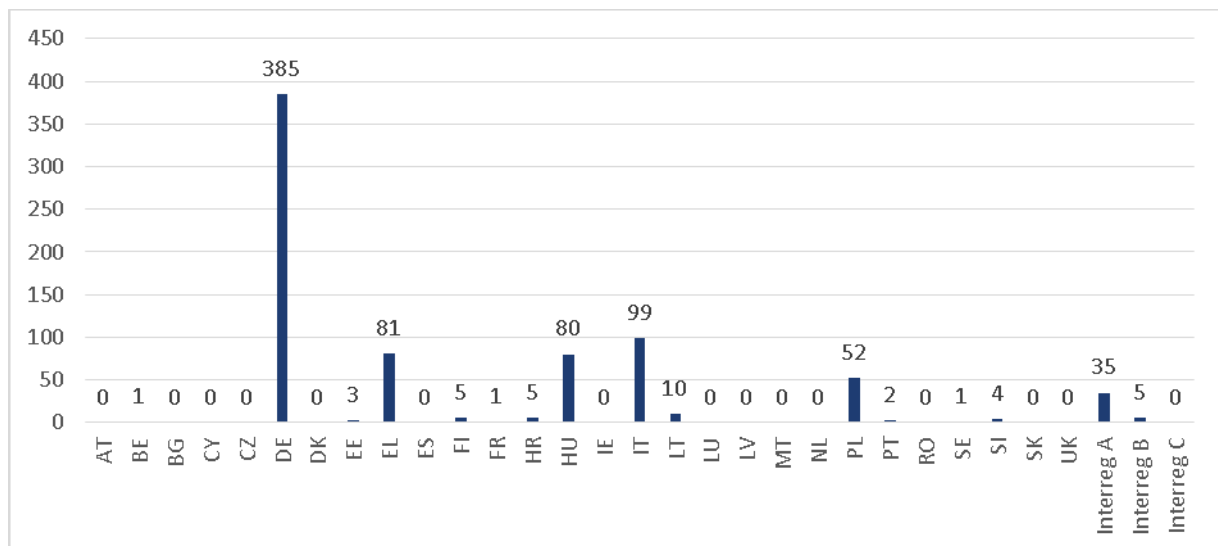
- Number of people who used a health service on either side of the border (BE-FR)
- Number of specialised doctors working on a cross-border basis in the area (FR: Mayotte-Comores-Madagascar)
- Number of missions, audit, exchange and expertise in the health sector, the social sector and medico-social issues (Indian Ocean Area).

### 3. Analysis of identified ESIF-funded projects

The section focuses on the project level, and summarises the outcomes of the country-level research on the actual projects funded by Member States that will support improving access to healthcare across the EU. Information about the geographic distribution, sub-themes, intervention fields and funding sources of the projects is presented.

So far, there have been 769 projects in 14 Member States funded in support of the improving access to healthcare thematic block. Around half of these projects are in Germany, following by a significant number of projects in Italy, Greece and Hungary. No projects supporting the health promotion thematic block were found in Austria, Bulgaria, Cyprus, Czech Republic, Denmark, Ireland, Luxembourg, Latvia, the Netherlands, Romania, Slovakia and the UK. 40 relevant projects are also financed under the INTERREG A and INTERREG B cooperation programmes. Further details are presented in *Figure 5*.

*Figure 5: Improving access to healthcare projects per Member State and INTERREG programme*

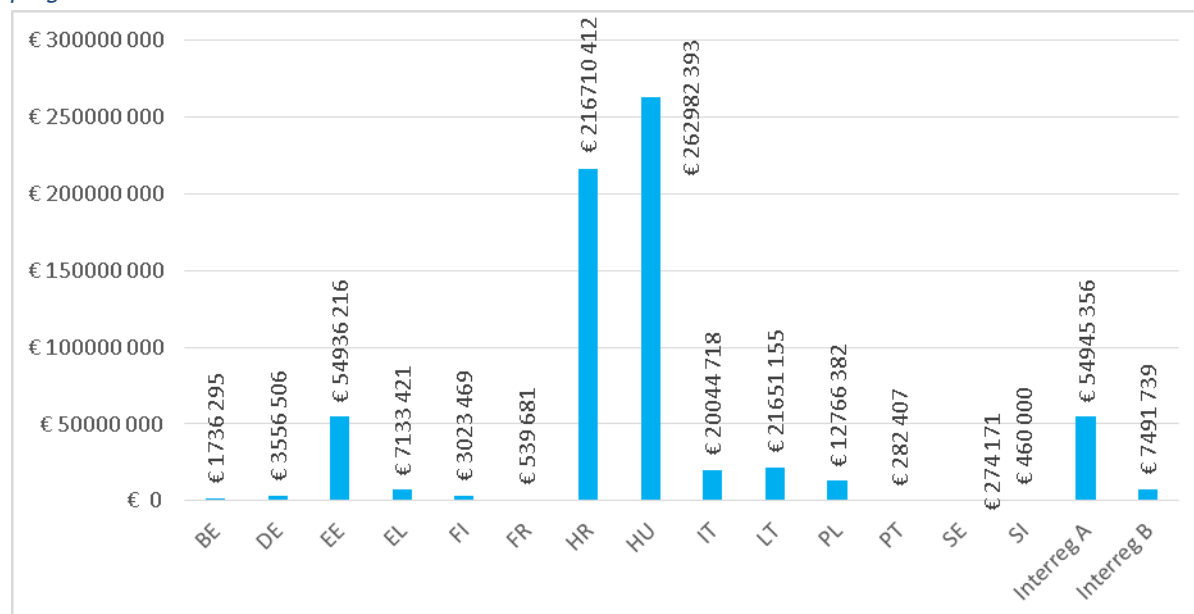


Budget information is available for 92% of the thematic block 1 projects. The total budget of all improving access to healthcare projects is around EUR 668.5 million, while the average project budget is approximately EUR 0.9 million. However, the largest spending on improving access to healthcare projects does not appear in the countries with the most or significant number of such projects. Apart from Hungary, which hosts a considerable number of improving access to healthcare projects and spends the largest budget on them (nearly EUR 263 million), the Member States with many thematic block 1 projects do not spend large amounts of funding. Although Germany has 385 projects on improving access to healthcare, these projects are relatively small and amount to only EUR 3.6 million in total. Italy and Greece also spend a small amount of funds on their numerous improving access to healthcare projects, around EUR 20 million and EUR 7 million respectively. Croatia has the second largest budget for thematic block 1 projects of nearly EUR 217 million. However, it is not clear whether these amounts are only earmarked or actually spent. A significant budget, around EUR 62 million, for improving access to healthcare is actually distributed through the INTERREG A and B cooperation programmes. Further details about the total budgets of thematic block 1 projects are presented in *Figure 6*.

In terms of average project size, the largest projects are found in Croatia (around EUR 43 million) and Estonia (around EUR 18 million). However, these are countries with a small number of fairly large

projects on improving access to healthcare. The average project sizes in the countries with the most projects are approximately EUR 0.009 million (Germany), EUR 0.2 million (Italy) and EUR 0.3 million (Greece) and EUR 3.3 million (Hungary).

Figure 6: Total budget of improving access to healthcare projects per Member State and INTERREG programme

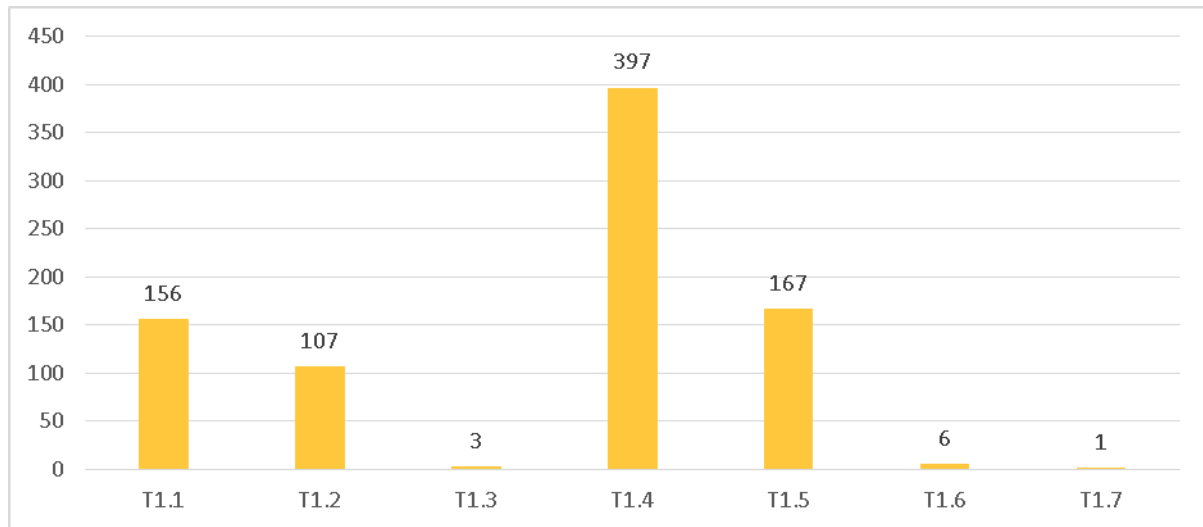


Seven sub-themes were identified for the improving access to healthcare thematic block, covering key areas of focus in EU and national policy priorities. Projects were assigned to multiple sub-themes where appropriate. The breakdown of projects by sub-theme is shown in the table and figure below.

Table 2: Sub-themes for thematic block 1 on improving access to healthcare

Code	Description	Number of projects
T1.1	Improving health infrastructures	156
T1.2	Improving access of specific population groups	107
T1.3	Addressing unequal healthcare coverage	3
T1.4	Improving skills and capacities of health workers	397
T1.5	Addressing distance, price and quality of healthcare	167
T1.6	Addressing social stigma, language and cultural barriers	6
T1.7	Other	1

Figure 7: Number of improving access to healthcare projects per sub-theme

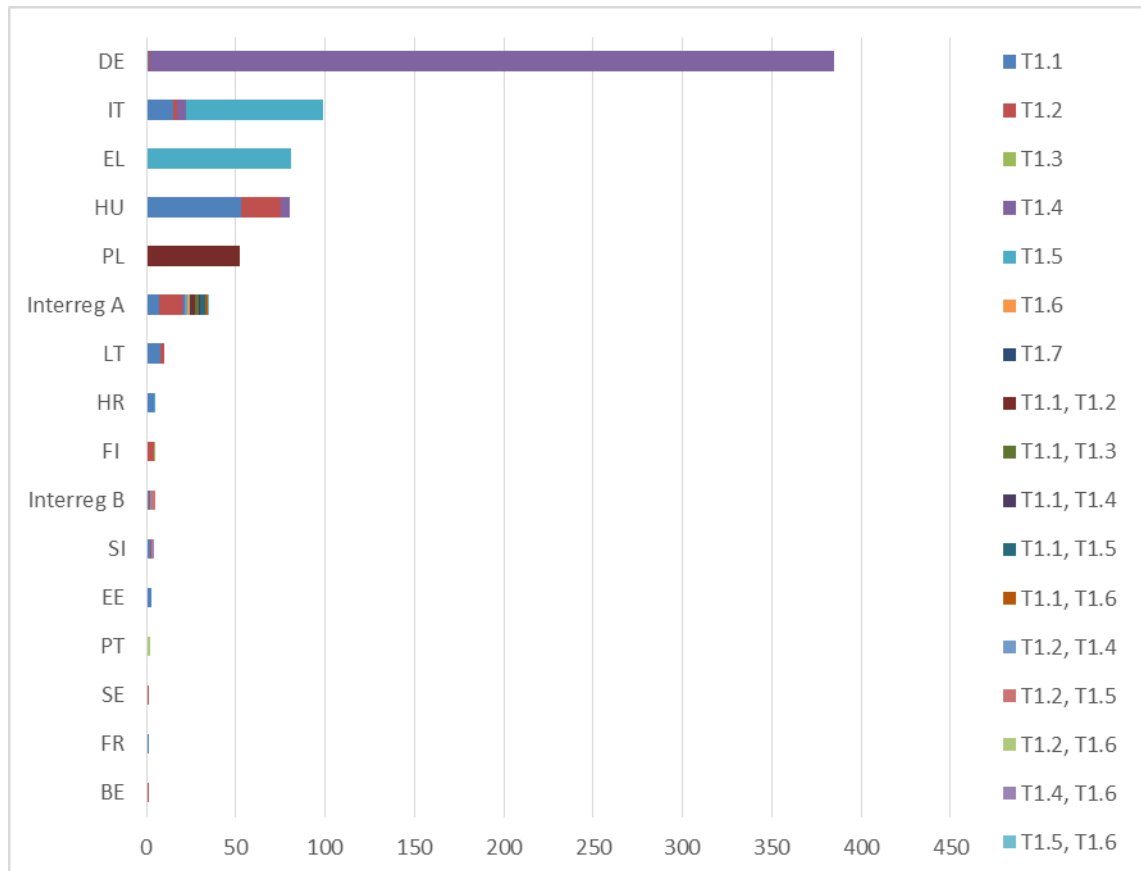


Note: For 68 of the T1 projects more than one relevant sub-theme was assigned; the number of projects here is therefore greater than the total number identified.

It should be noted that although most thematic blocks and their sub-themes are quite distinct, there are some possible overlaps between the six health themes. In this case, sub-theme 1.1 ‘improving health infrastructures’ may overlap with sub-theme 2.3 ‘investments in healthcare facilities’ efficiency and sustainability’. Furthermore, sub-theme 1.4 ‘improving the skills and capacities of health workers’ may overlap with theme 6 ‘health workforce’. Nevertheless, sub-theme 1.1 is linked to issues of distance and access of socially vulnerable groups to health infrastructure, while sub-theme 2.3 covers projects that improve the energy efficiency and functioning of healthcare facilities as part of theme 2 on reform of the health systems. Similarly, investments in sub-theme 1.4 focus on the personnel’s skills and capacities to treat vulnerable groups while theme 6 concerns general improvements of their skills and professional development.

The health projects identified under the improving access to healthcare theme cover mainly sub-theme 1.4 ‘improving skills and capacities of health workers’ as a result of a large number of similar, but small, training projects funded in Germany. Many of the identified health projects support also sub-themes 1.1, 1.2 and 1.5 related to improving health infrastructure and facilitating access of specific groups to health services. The following figures give a more detailed picture of the sub-themes addressed by projects supported in the Member States and the INTERREG programme.

Figure 8: Improving access to healthcare sub-themes as addressed by projects across Member States and INTERREG programmes



All projects supported by ESIF are also assigned to different intervention fields in accordance with Regulation 215/2014<sup>6</sup> and the EU nomenclature of intervention field codes established in it. Where this was indicated by the Member States in the information they published regarding projects funded, we have tracked it per project. A full list of the intervention fields assigned to thematic block 1 projects is given in [Table 3](#).

Table 3: Intervention fields assigned to the T1 projects

Code	Description
1	Generic productive investment in small and medium-sized enterprises ('SMEs')
53	Health infrastructure
56	Investment in infrastructure, capacities and equipment in SMEs directly linked to research and innovation activities
60	Research and innovation activities in public research centres and centres of competence including networking
63	Cluster support and business networks primarily benefiting SMEs

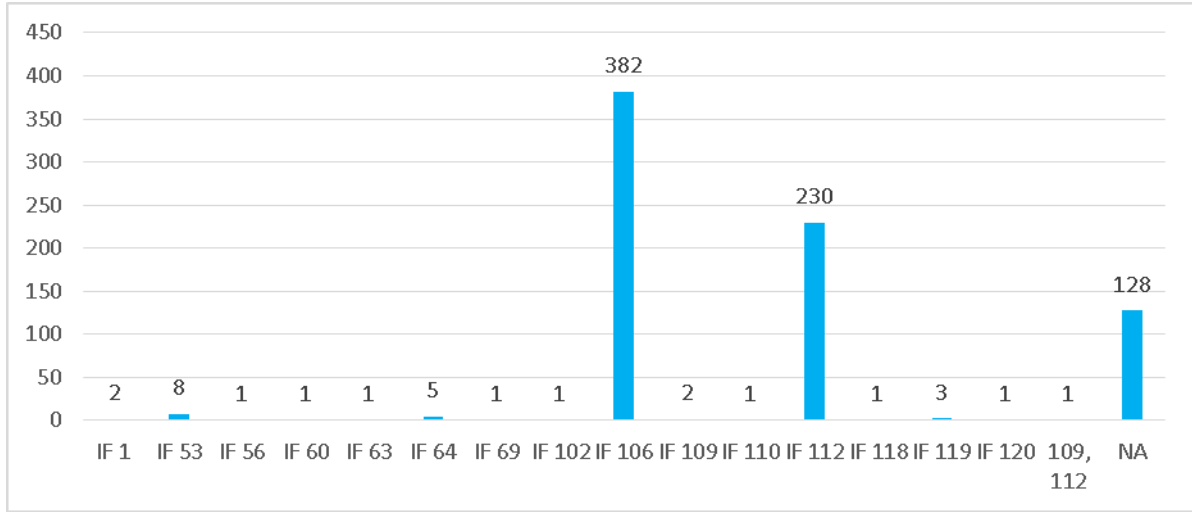
<sup>6</sup> Regulation (EU) No 215/2014 laying down rules for implementing Regulation (EU) No 1303/2013 [...]

Code	Description
64	Research and innovation processes in SMEs (including voucher schemes, process, design, service and social innovation)
69	Support to environmentally-friendly production processes and resource efficiency in SMEs
102	Access to employment for job-seekers and inactive people, including the long-term unemployed and people far from the labour market, also through local employment initiatives and support for labour mobility
106	Adaptation of workers, enterprises and entrepreneurs to change
109	Active inclusion, including with a view to promoting equal opportunities and active participation, and improving employability
110	Socio-economic integration of marginalised communities such as the Roma
112	Enhancing access to affordable, sustainable and high-quality services, including health care and social services of general interest
118	Improving the labour market relevance of education and training systems, facilitating the transition from education to work, and strengthening vocational education and training systems and their quality, including through mechanisms for skills anticipation, adaptation of curricula and the establishment and development of work-based learning systems, including dual learning systems and apprenticeship schemes
119	Investment in institutional capacity and in the efficiency of public administrations and public services at the national, regional and local levels with a view to reforms, better regulation and good governance
120	Capacity building for all stakeholders delivering education, lifelong learning, training and employment and social policies, including through sectoral and territorial pacts to mobilise for reform at the national, regional and local levels

Source: Annex I of Regulation 215/2014

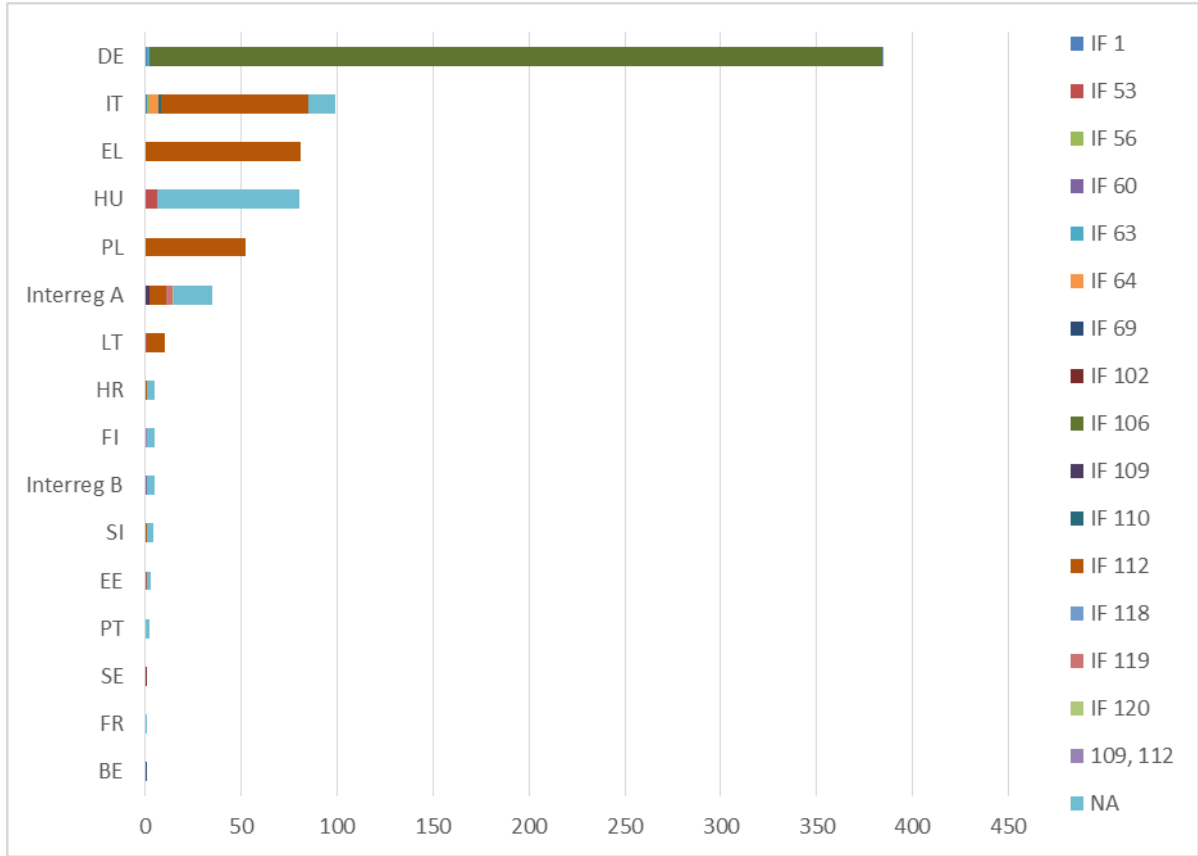
The two most relevant intervention fields are 53 'Health infrastructure' and 112 'Enhancing access to affordable, sustainable and high-quality services, including health care and social services of general interest'. However, while 230 thematic block 1 projects are funded under intervention field 112, only eight of the projects identified are assigned to intervention field 53. The largest number of improving access to healthcare projects are assigned to intervention field 106 'Adaptation of workers, enterprises and entrepreneurs to change' as all German projects under sub-theme 1.4 are assigned to intervention field 106. All projects and intervention fields for which data were available are shown in the following figures.

Figure 9: Number of improving access to healthcare projects per intervention field



Note: NA = Not available

Figure 10: Intervention fields assigned to the improving access to healthcare projects across Member States and INTERREG programmes

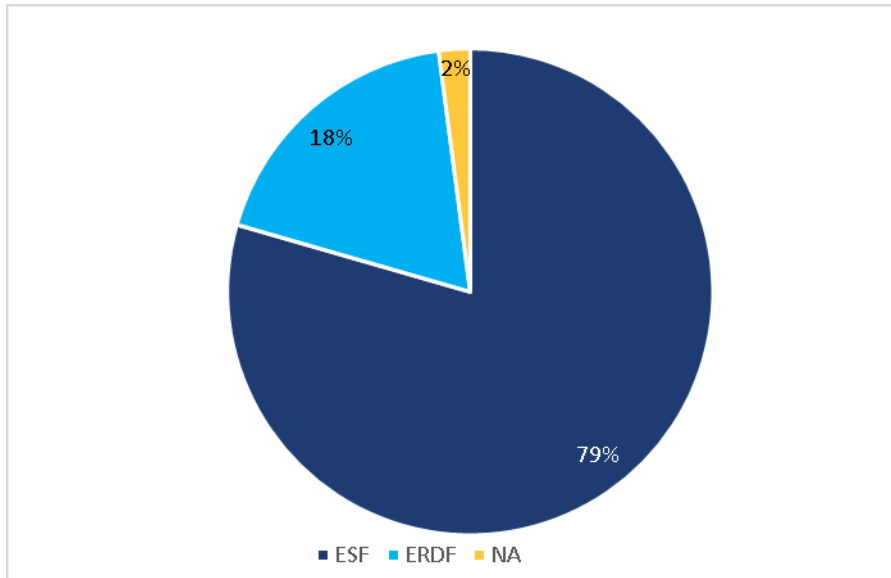


Note: NA = Not available



The majority of the improving access to healthcare projects are financed by the ESF - 611 projects or 79% (Figure 11). The average co-financing rate of the EU funding for the T1 projects is 64%<sup>7</sup>. The lowest co-financing rate is 14% and is found in France, while the highest co-financing rate is 100% and can be found in Italy and Lithuania.

Figure 11: Split of ESF/ERDF funding across improving access to healthcare projects



Note: NA = Not available

---

<sup>7</sup> This is the average for the projects for which the co-financing rate was reported, in total 655 projects. For 114 projects the co-financing rate was not available.